


Revenue Distribution Breakout Session A: Basic Distributions




1

Presenters & Subject Matter Experts

| | |
|--|--|
| Nicholas Duffy, Judicial Council | Christina Matta, Alpine Superior Court |
| Maria Lira, Judicial Council | Jennifer Zamora, Orange Superior Court |
| Don Lowrie, Judicial Council | Julie N. Kelly, Placer Superior Court |
| Gene Hughes, State Controller's Office | Angelica Cosio, Yolo Superior Court |
| Henry Mathews, State Controller's Office | Christy Galindez, Yolo Superior Court |


2


Housekeeping



Pre-recorded and
"live" presentation.

Mute the mic.





RAISE HAND

...or use "Chat"
feature to share
information/ask
question(s).

Tell us how we did—
complete the survey!

COURSE EVALUATION

3

Instruction Goals and Expectations

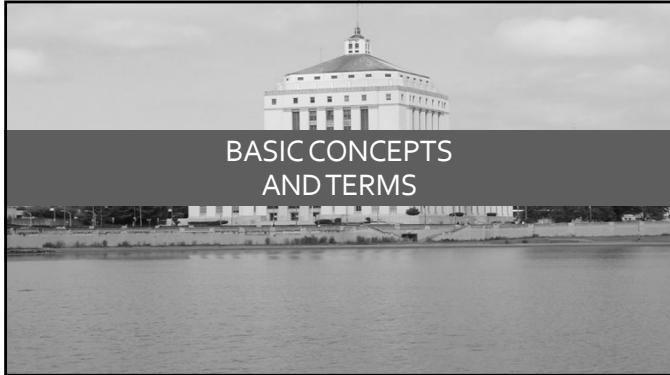
Provide information on basic concepts and terms regarding distributions necessary to complete distribution worksheets.

↓

Using distribution worksheets attendees will learn hands-on how to:

| | |
|--|--|
| Work through actual case studies of basic distributions. | Change information on the cases (priors, different base fines, etc.) to see their effect on the distributions. |
|--|--|

4



BASIC CONCEPTS AND TERMS

5

Standard Criminal/Traffic Fine Equation

Base Fine + Base Fine Enhancements
=

Total Base Fine

+

State and Local Penalties
=

Initial Penalty

+

Surcharge, Fees, and Assessments
=

Total Bail or Fine

6

Base Fine or Base Bail

The amount from which the additional penalties and surcharge required by Penal Code § 1465.7 are calculated.

Total bail shall not exceed statutory limits and minimum statutory amounts must be imposed.

The 'fine' amount of the total bail shall not exceed the limitations specified by statute.
UB&PS Section IV, pg. vii

7

Countywide Bail Schedules



The Council is not the only entity required to publish a bail schedule.

Each individual court is required to prepare, adopt and annually revise a uniform countywide schedule of bail for all bailable felony offenses and for all misdemeanor and infraction offenses, except Vehicle Code infractions.

Thus, while the Council is required to publish the traffic infraction schedule, the counties are responsible for all others.



Rule 4.102 additionally requires that, when performing those duties, counties "give consideration to the (UBPS) approved by the Judicial Council."

After adopting their countywide bail schedule, courts must send a copy of their countywide schedule to the Council "with a report stating how the revised schedule differs from the (UBPS)."

8

Base Fine Enhancements

Enhancement for Prior Vehicle Code (VC) Convictions UB&PS section VII, pg. viii

- \$10 may be added to the base fine for each "prior" conviction within 36 months of the new offense. Both the current and "prior" offense must be a moving violation where a "point" was assigned per VC § 12802 or VC § 12802.2. The \$10 prior enhancements are assessed for each prior violation on a single court (assessed only once per case). Prior enhancements do not apply to traffic school cases. (Distinguished from VC § 40508.6)

Health & Safety Code (H&S) § 11372.5 - Criminal Lab Fee Trial Court Revenue Distribution Guidelines (Guidelines)

- Base fine enhancement of \$50 for each violation of the H&S code under subdivision (b).

H&S § 11372.7 - County Drug Program Fee Guidelines

- Base fine enhancement of up to \$150 for each violation of Health & Safety Code sections 11350 through 11392 except H&S § 11357(b).

9

2% State Court Automation

- Government Code § 68090.8 - 2% State Court Automation *Guidelines*
- Transferred from all fines, penalties, and forfeitures (not on surcharges or fees) collected in criminal cases.
- So, referring to our equation, 2% applies to the:
 - Base fine
 - Base fine enhancement
 - State and local penalties

10

State Surcharge

- PC § 1465.7 – 20% State Surcharge *Guidelines*
- 20% state surcharge is calculated on total **base fines**.
- The state surcharge is **NOT** calculated on State and local penalties (PC § 1464, GC § 70372, and GC § 76000.)
- The GC § 68090.8 2% state court automation is **NOT** applicable to the state surcharge.

11

State and Local Penalties

- These penalties are calculated using the "Per 10, or part of 10" factor from a **ROUNDED UP** base fine.
- State and Local Penalties UB&PS Section III A, pg. iii
 - ♣ PC § 1464 State penalty = \$10 per 10
 - ♣ GC § 76104.6 County DNA Identification Fund penalty = \$1 per 10
 - ♣ GC § 76104.7 state DNA Identification Fund additional penalty = \$4 per 10
 - ♣ GC § 70372(a) state court facilities construction penalty = \$5 per 10
 - ♣ GC § 76000(a) county penalty *per board of supervisors' resolution* = up to \$7 per 10
 - ♣ GC § 76000.5 emergency medical services (EMS) additional penalty *per board of supervisors' resolution* = \$2 per 10

12

Board of Supervisors Resolution

Is there a list of assessments requiring a BOS resolution?

If I do not have one, should I assess?

How to obtain a BOS Resolution

13

State and Local Penalties

PC § 14.64 - State Penalty Guidelines

- A penalty of \$10 per \$10 (or part of \$10) upon every fine, penalty, or forfeiture imposed - 70% goes to the State and 30% goes to the County.

GC § 76000 (a) & (e) - County Penalties Guidelines

- A penalty of up to \$7 per \$10 (or part of \$10) upon every fine, penalty, or forfeiture imposed (BOS).
- Board resolution specifies distribution to the following local funds:
 - GC § 76100 Courthouse Construction Fund;
 - GC § 76101 Criminal Justice Facilities Fund;
 - GC § 76102 Auto Fingerprint ID Fund;
 - GC § 76103 Forensic Lab Fund;
 - GC § 76104 EMS Fund;
 - GC § 76104.5 DNA ID Fund; and/or
 - GC § 76105 Special Purpose Fund.
- If responsibility for facilities transferred to State and **NO** bonded indebtedness remains, the penalty amount follows GC § 76000(e).

14

Transfer/ No Bonded Indebtedness

- Bonded Indebtedness – this is a debt that is secured by an issued bond with the monies received to be used to pay for Court Facilities.
- If the responsibility for one or more facilities has not transferred to the state, the revenues collected in the County's Courthouse Construction Funds will shift proportionally based on the square footage of the space that the County has transferred to the State.
 - For Example: if 75% of the County's Court Facility space transfers to the state and the revenues is not tied to bonded indebtedness on any of the Court Facilities, then 75% of the local courthouse construction fund would also transfer to the state.
- When this occurs, this affects how funds are collected under GC § 76000(a) or GC § 76000(e).

Additional Information can be found under GC § 70375.

15

Additional Penalties

GC § 76104.6 - DNA Identification Penalty Guidelines

- Additional penalty of \$1 per \$10 (or part of \$10) for every fine, penalty, or forfeiture imposed.
- Assessed on all criminal offenses.
- County transfers 25% to State each quarter.

GC § 76104.7 - DNA Identification Penalty Guidelines

- Additional penalty of \$4 per \$10 (or part of \$10) for every fine, penalty, or forfeiture imposed.
- Assessed on all criminal offenses (for violations after June 27, 2012.)
- County to transfer 100% to State.

16

Additional Penalties



GC § 70372 (a) - Court Construction Penalty Guidelines

Additional penalty of \$5 per 10 (or part of \$10) upon every fine, penalty, or forfeiture imposed.
Distributed to the State CFCF.



GC § 76000.5 - Emergency Medical Services (EMS) Guidelines

Additional penalty assessment of \$2 per 10 (or part of \$10) of the base fine (board of supervisors' resolution).
Distributed to the County Maddy EMS Fund.

17

Fees and Assessments

PC § 1465.8 – Court Operations Assessment Guidelines

- \$40 assessed on every conviction for a criminal offense, including a traffic offense, except parking offenses as defined in subdivision (i) of Penal Code section 1463.
- "Conviction" includes the confidential conviction of a traffic violation on the condition that the defendant attend a court-ordered traffic violator school.
- 100% distribution to State TCTF.

GC § 70373 – Criminal Conviction Assessment Guidelines

- \$30 assessed for each *felony/misdemeanor* conviction, or
- \$35 assessed for each *infraction* conviction (including confidential conviction for completion of traffic school.)
- 100% distribution to State CFCF

18

Fees and Assessments


- VC § 42006 - Night Court Special Assessment Guidelines

- Vehicle Code or local ordinance adopted where the court conducts night or weekend court sessions for traffic offenses.
- Court may levy a \$1 special assessment per fine, forfeiture, and traffic violator school fee imposed.
- When facilities have transferred w/o bonded indebtedness, the \$1 special assessment goes to the State.
- Non-parking violations

19

19


Recap of the Standard Criminal/Traffic Fine Equation/Formula



20

20

How complex do you find revenue distribution?



21

21



Preparing for Distributions

22

Preparing for Distributions

- 1. Gather case information:**
 - Codes violated
 - Violation date and conviction date
 - Arresting agency (county, city, CHP)
 - Disposition on each count (conviction, traffic school)
 - Base fine and enhancements (*how much was assessed*)
 - Prior violations
- 2. Obtain County Board of Supervisors' resolutions**
- 3. Determine other factors**



23

Gathering Case Information

- | | |
|---|--|
| Case Information: | Local County BOS Penalties: |
| • Violation Date = 9/16/2023 | • LCCF = \$2 |
| • Disposition Date = 11/21/2023 | • LCIF = \$2 |
| • Arresting Agency = Coronado Police Department | • EMS = \$1.50 |
| <i>% Split between County and City</i> | • DNA = \$.50 |
| <i>(Refer to PC § 1463.002)</i> | • Auto Fingerprint = \$1 |
| • Violation = VC § 22349(b); 1-15 MPH Over 55 MPH Limit | • Additional EMS = \$2 |
| • Violation Type = Infraction | Court Fees: |
| • Disposition = Bail Forfeiture | • PC § 1465.8 – Court Ops Assessment = \$40 |
| | • GC § 70373 – Criminal Conviction Assessment = \$35 |
| | • Night Court Fee = \$1 |



24

JUDICIAL COUNCIL OF CALIFORNIA

CROSSWALK BETWEEN TRIAL COURT REVENUE DISTRIBUTION GUIDELINES, THE UNIFORM BAIL & PENALTY SCHEDULES, AND FAQ'S
The order and any penalties contained in the following Trial Court Revenue Distribution Guidelines, the Uniform Bail and Penalty Schedules, and FAQ's are subject to change by the Judicial Council. Each of the parties must review the most current language.

Table 1 - General Distribution of Fines and Forfeitures Under PC 1463.001

| Index | Code | Trial Court Revenue Distribution Guidelines (Rev 34) 1-1-2024 | Violation | FAQ | Uniform Bail & Penalty Schedules 2024 |
|-------|----------------|---|------------------------------------|---|---------------------------------------|
| | | Code Description | | | Description |
| 1.1 | 1 PEN 1463.001 | Table 1 - General Distribution of Base Fines and Forfeitures Collected for Crimes | Various (no specific distribution) | A13, A31.02, A31.03, C18, C32, C34 | Not listed |

www.courts.ca.gov/revenue-distribution.htm

31

31

FAQ Search: Jurisdiction

| | | | | |
|---|----|--------------|---------------|---|
| A | 21 | Jurisdiction | April 1, 2013 | <p>Q When a police officer who is employed by one city writes a ticket in another city, which city has jurisdiction?</p> <p>For example, when a police officer of City A writes a ticket in City B, which city gets the money—City A, as that officer's employer, or City B, in whose jurisdiction the officer wrote the ticket?</p> <p>Please clarify whether we should distribute based on the location of an arrest when distributing per Penal Code section 1463.001. We have agencies that frequently do traffic enforcement in jurisdictions other than their own.</p> <p>A Unless otherwise specified by law, the arresting agency. In the example above, distribution would be to the arresting agency. City A (53 Ops. Cal. Atty. Gen. 29 (1969)).</p> |
|---|----|--------------|---------------|---|

32

32

Are you familiar with the revenue distribution websites?

33

33

County and City % Split Information

Penal Code § 1463.002

| | |
|-------------------|----|
| San Diego | |
| Carlsbad | 8 |
| Chula Vista | 23 |
| Coronado | 25 |
| Del Mar | 8 |
| El Cajon | 17 |
| Escondido | 16 |
| Imperial Beach | 8 |
| La Mesa | 23 |
| Lemon Grove | 8 |
| National City | 14 |
| Oceanside | 15 |
| San Marcos | 8 |
| Vista | 8 |
| San Diego | 6 |
| County percentage | 25 |



37

County and City % Split Information *Applied*

| | |
|------------------|-------------|
| Case Number | |
| Violation Date | 9/16/2023 |
| Disposition Date | 11/21/2023 |
| Arresting Agency | Coronado PD |
| County % | 25% |
| City % | 75% |



**Enter the Percentage Identified into the County Line*

38

Base Fine and Enhancements

Case Study 1 - Speeding Bail Forfeiture

| | | | |
|-----------------------|----------------------|----------------------|---------|
| | | Enter Base Fine Here | |
| COUNT 1 | VC 22349(b) | BASE FINE | 35 |
| Violation Description | 1-15 MPH over 55 MPH | Priors | |
| Violation Type | Traffic Infraction | Enhanced BASE | 35 |
| Disposition | Bail Forfeiture | | |
| COUNT 2 (if any) | | BASE FINE | 0 |
| Violation Description | | Priors | |
| Violation Type | | Enhanced BASE | 0 |
| Disposition | GC 76000 | | \$ 7.00 |

Enter Violation Information Here

Enter Priors Here

Base fine
Bail amount from UB&PS Enhancements

39

Prior Convictions

The base fine for one Vehicle Code moving violation that is assessed "points" on a current arrest or citation may be enhanced by \$10 for each "prior" conviction within 36 months of the new alleged offense. For calculating the enhancement, both the current and "prior" offense must be a moving violation for which a "point" has been assigned per Vehicle Code section 12810 or 12810.2.

A confidential conviction after completion of traffic school is not assigned a point or counted as a prior offense for purposes of enhancing the fine of a subsequent offense. Regardless of the number of moving violation convictions on a citation, only one "prior" per citation shall be counted in determining the enhancement on the current offense.

Uniform Bail and Penalty Schedule (2024), pg. viii

46

Priors: Impact to Calculation

| Case Study 1.2 - Speeding Bail Forfeiture w/ Prior | | | | | |
|--|-------------|-----------------------|----------------------|---------------|---------|
| CASE INFORMATION | | | | | |
| Case Number | | COUNT 1 | VC 22349(b) | BASE FINE | \$5 |
| Violation Date | 1/16/2024 | Violation Description | 1-15 MPH over 55 MPH | Priors | 1 |
| Disposition Date | 3/25/2024 | Violation Type | Traffic Infraction | Enhanced BASE | \$ 45 |
| Arresting Agency | Coronado PD | Disposition | Bail Forfeiture | | |
| County % | 75% | COUNT 2 (if any) | | BASE FINE | 0 |
| City % | 75% | Violation Description | | Priors | |
| TOTAL Enhanced Base | \$45.00 | Violation Type | | Enhanced BASE | 0 |
| Portion of 10 | \$ | Disposition | GC 76000 | | \$ 7.00 |

47

Penalties Calculation

| | | | | | | | |
|---|------|-------------------------------------|---|--------|---------------|------|---------------|
| Y | 2.00 | GC 76100 - LCCF | | COUNTY | 10.00 | 0.20 | 9.80 |
| Y | 2.00 | GC 76101 - LCF | GC 76000 PA (\$7 for every 10) | COUNTY | 10.00 | 0.20 | 9.80 |
| Y | 1.50 | GC 76104 - EMS | breakdown per local board of supervisor resolution (BOS). | COUNTY | 7.50 | 0.15 | 7.35 |
| Y | 0.50 | GC 76104.5 - DNA ID | | COUNTY | 2.50 | 0.05 | 2.45 |
| Y | 1.00 | GC 76102 - Auto Fingerprint | | COUNTY | 5.00 | 0.10 | 4.90 |
| Y | 2.00 | GC 76000.5 - EMS Adm PA (BOS: 2/10) | | COUNTY | 10.00 | 0.20 | 9.80 |
| Y | 5.00 | GC 70372(a) - SCFCF (5/10) | | STATE | 25.00 | 0.50 | 24.50 |
| N | | PC 1465.7 - 20% Surcharge | | STATE | 9.00 | 0.00 | 9.00 |
| | | | SUBTOTAL | | 199.00 | | 195.20 |

48



Spreadsheet Walk-through



Session Recap

1

Case Study Goals

- Provide information on concepts and terms regarding distributions necessary to complete distribution worksheets.
- Use distribution worksheets to:
 1. Work through actual case studies of basic distributions.
 2. Understand impacts of variations (priors, multiple violations, etc.) to demonstrate how distributions change.

2

2

Case Study #1: Speeding

- Speeding 1 to 15 MPH over 55 MPH Limit
- VC § 22349(b), Infraction
- Prior VC violation added to #1.2

WATCH OUT FOR: NOT correctly applying enhancement for priors.

3

| Case Study #1 - Speeding Bail Forfeiture w/ Prior | | | | | | |
|---|-------------|-----------------------|----------------------|---------------|-----------------|----|
| CASE INFORMATION | | | | | | |
| Case Number | COUNTY 1 | VC 22349(b) | BASE FINE | 35 | Priors | 3 |
| Violation Date | 3/16/2024 | Violation Description | 1-15 MPH over 35 MPH | Enhanced BASE | | 45 |
| Disposition Date | 3/23/2024 | Violation Type | Traffic Infraction | Disposition | Bail Forfeiture | |
| Arresting Agency | Coronado PD | COUNTY 2 (if any) | | BASE FINE | 0 | |
| County % | 25% | Violation Description | | Priors | | |
| City % | 75% | Disposition | | Enhanced BASE | 0 | |
| TOTAL Enhanced Base Portion of 10 | \$45.00 | Disposition | | GC 76000 | \$ 7.00 | |

| 25C Per ID | DISTRIBUTION | DISTRB ENTITY | STANDARD BASE-UP | | | COURT DISTRIBUTION | |
|------------|--|-------------------|-------------------|-------------|---------------------|----------------------------|--------------|
| | | | Standard Per LBIS | 2% Amt | FINAL (After 25c) A | DISTRB CODE or DESCRIPTION | DISTRB AMT B |
| Y | PC 1463.003 - Base County | COUNTY | 13.25 | 0.27 | 13.03 | | |
| Y | PC 1463.003 - Base City | CITY | 37.75 | 0.68 | 33.00 | | |
| Y | PC 1464 - State PA - State portion (70%) | STATE | 35.00 | 0.70 | 34.30 | | |
| Y | PC 1464 - State PA - County portion (30%) | COUNTY | 15.00 | 0.30 | 14.70 | | |
| Y | GC 76104.8 - DNA PA (1/10) 75% | COUNTY | 3.75 | 0.08 | 3.68 | | |
| Y | GC 76104.8 - DNA PA (1/10) 25% | STATE | 1.25 | 0.03 | 1.13 | | |
| Y | GC 76104.7 - DNA Addl PA (4/10) #6-27-12, prev 3/10) | STATE | 20.00 | 0.40 | 19.60 | | |
| Y | GC 76100 - LCCP | COUNTY | 10.00 | 0.20 | 9.80 | | |
| Y | GC 76101 - LCCP | COUNTY | 10.00 | 0.20 | 9.80 | | |
| Y | GC 76104 - EMS breakdown per local board of supervisor resolution (BCDS) | COUNTY | 7.50 | 0.15 | 7.35 | | |
| Y | GC 76104.5 - DNA ID | COUNTY | 2.50 | 0.05 | 2.45 | | |
| Y | GC 76102 - Auto Fingerprints | COUNTY | 5.00 | 0.10 | 4.90 | | |
| Y | GC 76000.5 - EMS Addl PA (BCS- 2/10) | COUNTY | 10.00 | 0.20 | 9.80 | | |
| Y | GC 70372(a) - SCFCF (5/10) | STATE | 25.00 | 0.50 | 24.50 | | |
| N | PC 1465.7 - 20% Surcharge | STATE | 9.00 | 0.00 | 9.00 | | |
| | | SUBTOTAL | 199.00 | 3.80 | 195.20 | | 0.00 |
| N | GC 1465.8 - Court Ops Assmnt (\$40 #R ID-19-10) | STATE | 40.00 | 0.00 | 40.00 | | |
| N | GC 70373 - Crim Conv Assmnt (\$30 for miss/2.55 for infr) | STATE | 30.00 | 0.00 | 30.00 | | |
| N | VC 40508.6 - Prior Admin Fee (up to \$ 10) | COURT | 10.00 | 0.00 | 10.00 | | |
| N | VC 42006 - Night Court Assmnt (\$ 1) | STATE | 1.00 | 0.00 | 1.00 | | |
| N | GC 68090.8 - 2% State Automation (for fines, penalties & forfeitures) | STATE | | 3.80 | 3.80 | | |
| | | TOTAL FINE | 285.00 | 3.80 | 285.00 | TOTAL | 0.00 |

4

Case Study #2: Speeding Traffic School

VC § 42007:

- For a person ordered or permitted to attend traffic school, a fee is collected in an amount equal to the "total bail" set forth in the uniform countywide bail schedule or set forth in UB&PS.
- In short, the "total bail" becomes the TVS fee.
- Because it is a fee, the 2% state court automation no longer applies.

WATCH OUT FOR: What is and is not part of the TVS fee.

5

| Case Study #2 - Speeding Traffic Violator School | | | | | | |
|--|-------------|-----------------------|----------------------|---------------|----------------|----|
| CASE INFORMATION | | | | | | |
| Case Number | COUNTY 1 | VC 22349(b) | BASE FINE | 35 | Priors | 3 |
| Violation Date | 9/18/2023 | Violation Description | 1-15 MPH over 35 MPH | Enhanced BASE | | 45 |
| Disposition Date | 11/23/2023 | Violation Type | Traffic Infraction | Disposition | Traffic School | |
| Arresting Agency | Coronado PD | COUNTY 2 (if any) | | BASE FINE | 0 | |
| County % | 25% | Violation Description | | Priors | | |
| City % | 75% | Disposition | | Enhanced BASE | 0 | |
| TOTAL Enhanced Base Portion of 10 | \$35.00 | Disposition | | GC 76000 | \$ 7.00 | |

| 25C Per ID | DISTRIBUTION | DISTRB ENTITY | Std Distrib (USD) | Pre-TVIS Fee Distrib | STANDARD BASE-UP | |
|------------|--|-------------------|-------------------|----------------------|------------------|--------------------------------|
| | | | | | 2% Amt | Standard (Based on VC 42007) A |
| N | VC 42007 - TVS Fee (from bail total fine minus Pre-TVIS) | COUNTY | 0.00 | 0.00 | 0.00 | 37.28 |
| N | VC 42007 - Base County | COUNTY | 8.75 | 0.00 | 0.00 | 0.00 |
| N | VC 42007(C) - Base City (88% of city portion) | CITY | 24.25 | 26.73 | 0.00 | 26.73 |
| N | PC 1464 - State PA - State portion (70%) | STATE | 25.00 | 0.00 | 0.00 | 0.00 |
| N | PC 1464 - State PA - County portion (30%) | COUNTY | 12.00 | 0.00 | 0.00 | 0.00 |
| N | GC 76104.8 - DNA PA (1/10) 75% | COUNTY | 3.75 | 0.00 | 0.00 | 0.00 |
| N | GC 76104.8 - DNA PA (1/10) 25% | STATE | 1.25 | 0.00 | 0.00 | 0.00 |
| N | GC 76104.7 - DNA Addl PA (4/10) #6-27-12, prev 3/10) | STATE | 20.00 | 0.00 | 0.00 | 0.00 |
| N | GC 76100 - LCCP | COUNTY | 8.00 | 1.00 | 0.00 | 1.00 |
| N | GC 76101 - LCCP | COUNTY | 8.00 | 1.00 | 0.00 | 1.00 |
| N | GC 76104 - EMS breakdown per local board of supervisor resolution (BCDS) | COUNTY | 4.00 | 0.00 | 0.00 | 0.00 |
| N | GC 76104.5 - DNA ID | COUNTY | 2.50 | 0.00 | 0.00 | 0.00 |
| N | GC 76102 - Auto Fingerprints | COUNTY | 4.00 | 0.00 | 0.00 | 0.00 |
| N | GC 76000.5 - EMS Addl PA (BCS- 2/10) | COUNTY | 8.00 | 0.00 | 0.00 | 0.00 |
| N | GC 70372(a) - SCFCF (5/10) | STATE | 20.00 | 0.00 | 0.00 | 0.00 |
| | | SUBTOTAL | 114.00 | 2.00 | 0.00 | 33.00 |
| N | PC 1465.7 - 20% Surcharge | STATE | 7.00 | 0.00 | 0.00 | 7.00 |
| N | GC 1465.8 - Court Ops Assmnt (\$40 #R ID-19-10) | STATE | 40.00 | 0.00 | 0.00 | 40.00 |
| N | GC 70373 - Crim Conv Assmnt (\$30 for miss/2.55 for infr) | STATE | 30.00 | 0.00 | 0.00 | 30.00 |
| N | VC 42007.3 - Traffic School Fee (\$45 - 88% to County) | COUNTY | 24.01 | 24.01 | 0.00 | 24.01 |
| N | VC 42007.3 - Traffic School Fee (\$45 - 5% to SCFCF) | STATE | 2.25 | 24.00 | 0.00 | 24.00 |
| N | VC 11200.3 - Addl Court TV Admin Fee (up to net lost) | COUNTY | 57.00 | 57.00 | 0.00 | 57.00 |
| N | VC 11200.3 - Addl Court TV Admin Fee (up to net lost) (\$3 per CCR, Title 13, Section 948.00(g)) | STATE | 9.00 | 9.00 | 0.00 | 9.00 |
| N | GC 68090.8 - Prior Admin Fee (up to \$ 10) | COUNTY | 0.00 | 0.00 | 0.00 | 0.00 |
| N | VC 42007(P&E) - Initial Fee (up to \$ 35) (DISCRETIONARY) | COUNTY | 0.00 | 0.00 | 0.00 | 0.00 |
| N | VC 42008 - Night Court Assmnt (\$ 1) | STATE | 1.00 | 0.00 | 0.00 | 0.00 |
| N | GC 68090.8 - 2% Automation | STATE | | 3.00 | 0.00 | 3.00 |
| | | TOTAL FINE | 343.00 | 255.73 | 0.00 | 343.00 |

6

Case Study #3: Multiple Violations

Violation #1:

- Speeding 1 to 15 MPH over 55 MPH Limit
- VC § 22349(b), Infraction

Violation #2:

- Failure to Stop at a Stop Sign
- VC § 22450(a), Infraction

WATCH OUT FOR: Adding second assessments where appropriate

7

| Case Study #3 - Speeding & Stop Sign Bail Forfeiture | | | | | | | | | |
|--|-------------|---|------------------------------|-------------------|--------|------------------|---------------------|-------------|--|
| CASE INFORMATION | | | | | | | | | |
| Case Number | | COUNT 1 | VC 22349(b) | BASE FINE | 35 | | | | |
| Violation Date | 9/16/2023 | Violation Description | 1-15 MPH over 55 MPH | Priors | 0 | | | | |
| Disposition Date | 11/21/2023 | Violation Type | Traffic Infraction | Enhanced BASE | 35 | | | | |
| Arresting Agency | CORONADO PD | Disposition | Bail Forfeiture | | | | | | |
| County % | 25% | COUNT 2 (if any) | VC 22450(a) | BASE FINE | 35 | | | | |
| City % | 75% | Violation Description | Failure to Stop at Stop Sign | Priors | | | | | |
| TOTAL Enhanced Base | 570.00 | Violation Type | Traffic Infraction | Enhanced BASE | 35 | | | | |
| Portion of 10 | 7 | Disposition | Bail Forfeiture | GC 76000 | \$ | 39.00 | | | |
| P% | Per ID | DISTRIBUTION | DISTRIB ENTITY | STANDARD BASE (U) | | | COUNT DISTRIBUTION | | |
| | | | | Standard Per URB | 2% Amt | FINAL (After 2%) | DISTRIB DESCRIPTION | DISTRIB AMT | |
| Y | 1 | PC 1483.001 - Base County | COUNTY | 17.50 | 0.35 | 17.15 | | | |
| Y | 2 | PC 1483.002 - Base City | CITY | 52.50 | 1.05 | 51.45 | | | |
| Y | 7 | PC 1484 - State PA - State portion (70%) | STATE | 49.00 | 0.98 | 48.02 | | | |
| Y | 3 | PC 1484 - State PA - County portion (30%) | COUNTY | 21.00 | 0.42 | 20.58 | | | |
| Y | 0.75 | GC 76104 6 - DNA PA (1/10) 75% | COUNTY | 5.15 | 0.11 | 5.04 | | | |
| Y | 0.25 | GC 76104 6 - DNA PA (1/10) 25% | STATE | 1.76 | 0.04 | 1.72 | | | |
| Y | 4 | GC 76104 7 - DNA Adm PA (1/10) 6-37-12, prev 3/10) | STATE | 38.00 | 0.76 | 37.24 | | | |
| Y | 3.00 | GC 76100 - LCCF | COUNTY | 14.00 | 0.28 | 13.72 | | | |
| Y | 3.00 | GC 76101 - LCF | COUNTY | 14.00 | 0.28 | 13.72 | | | |
| Y | 3.50 | GC 76104 - EMS | COUNTY | 10.50 | 0.21 | 10.29 | | | |
| Y | 0.50 | GC 76104 5 - DNA ID | COUNTY | 3.50 | 0.07 | 3.43 | | | |
| Y | 3.00 | GC 76103 - Aves Fingerprint | COUNTY | 7.00 | 0.14 | 6.86 | | | |
| Y | 2.00 | GC 76000 5 - EMS Adm PA (80% 2/10) | COUNTY | 14.00 | 0.28 | 13.72 | | | |
| Y | 5.00 | GC 70372(a) - SECF (6/10) | STATE | 35.00 | 0.70 | 34.30 | | | |
| N | | PC 1485.7 - 20% surcharge | STATE | 14.00 | 0.00 | 14.00 | | | |
| | | SUBTOTAL | | 289.00 | | 283.54 | | | |
| N | | PC 1485.8 - Court Ops Assmnt (\$40 #1 10-19-10) | STATE | 80.00 | | 80.00 | | | |
| N | | GC 70373 - Crim Conv Assmnt (\$30 for misd/\$35 for inf) | STATE | 70.00 | | 70.00 | | | |
| N | | VC 40508.6 - Prison Admin Fee (up to 510) | COUNTY | 0.00 | 0.00 | 0.00 | | | |
| N | | VC 42006 - Night Court Assmnt (\$1) | STATE | 1.00 | 0.00 | 1.00 | | | |
| N | | GC 68090 8 - 2% State Automation (for fines, penalties & forfeitures) | STATE | | 5.46 | 5.46 | | | |
| | | TOTAL FINE | | 438.00 | | 438.00 | TOTAL | 0.00 | |

8

Case Study #4 – Health & Safety Code Violation

- H&S § 11359(b); possession with intent to sell cannabis
- The UB&PS does not have H&S violations listed. Search local bail schedules for fine amount.

WATCH OUT FOR:

- What distribution rules apply to Health & Safety Code violations.
- 2% State Court Automation transfer is made from each base fine enhancement.

9

| Case Study #4 - Health & Safety Violation | | | | | |
|---|----------------|-----------------------|------------------------------|---------------|---------|
| CASE INFORMATION | | | | | |
| Case Number | COUNT 1 | Violation Description | H&S 11359(b) | BASE FINE | 500 |
| Violation Date | 5/17/2023 | Violation Type | Misdiscriminatory | Enhanced BASE | 500 |
| Disposition Date | 11/09/2023 | Disposition | Possession w/ intent to sell | BASE FINE | 0 |
| Arresting Agency | Palomar CCD PD | Disposition | | Enhanced BASE | 0 |
| County Arrest? | No | Disposition | | Enhanced BASE | 0 |
| City Arrest? | Yes | Disposition | | Enhanced BASE | 0 |
| TOTAL Enhanced Base | \$700.00 | Disposition | | GC 76000 | \$ 7.00 |
| Portion of 10 | 70 | Disposition | | | |

| 252 | Pct | NO | DISTRIBUTION | DISTRIB ENTITY | STANDARD BASE-UP | | | COURT DISTRIBUTION | |
|------------|-----|----|---|----------------|------------------|--------|------------------|-----------------------------|-------------|
| | | | | | Standard Fee LBS | 2% Amt | FINAL (After 2%) | DISTRIB CODE or DESCRIPTION | DISTRIB AMT |
| | | | | | A | | | B | |
| Y | 0 | | BASE ENHANCE: HS 11372.5 - Crim Lab Fee (\$50) | ST or CNTY | 60.00 | 1.20 | 61.20 | | |
| Y | 0 | | BASE ENHANCE: HS 11372.7 - Drug Prg Fee (up to \$150) | COUNTY | 150.00 | 3.00 | 147.00 | | |
| Y | 0 | | HS 11602 - Base State (75%) | STATE | 975.00 | 7.50 | 982.50 | | |
| Y | 0 | | HS 11602 - Base County or City (25%) | CITY | 125.00 | 2.50 | 122.50 | | |
| Y | 7 | | PC 1464 - State PA - State portion (70%) | STATE | 490.00 | 9.80 | 480.20 | | |
| Y | 3 | | PC 1464 - State PA - County portion (30%) | COUNTY | 210.00 | 4.20 | 205.80 | | |
| Y | 0 | 75 | GC 76104 B - DNA PA (1/10) 75% | COUNTY | 92.50 | 1.85 | 90.65 | | |
| Y | 0 | 25 | GC 76104 B - DNA PA (1/10) 25% | STATE | 17.50 | 0.35 | 17.15 | | |
| Y | 4 | | GC 76104 F - DNA Adst PA (4/10) #6-27-12; prev 3/10) | STATE | 280.00 | 5.60 | 274.40 | | |
| Y | 0 | 00 | GC 76100 - LCF | COUNTY | 140.00 | 2.80 | 137.20 | | |
| Y | 0 | 00 | GC 76101 - LCF | COUNTY | 140.00 | 2.80 | 137.20 | | |
| Y | 0 | 00 | GC 76104 - EMS | COUNTY | 105.00 | 2.10 | 102.90 | | |
| Y | 0 | 00 | GC 76104 S - DNA ID | COUNTY | 35.00 | 0.70 | 34.30 | | |
| Y | 0 | 00 | GC 76102 - Auto Fingerprint | COUNTY | 70.00 | 1.40 | 68.60 | | |
| Y | 0 | 00 | GC 76000 S - EMS Adst PA (80%) 2/10) | COUNTY | 140.00 | 2.80 | 137.20 | | |
| Y | 0 | 00 | GC 70372(a) - SCFCP (5/10) | STATE | 350.00 | 7.00 | 343.00 | | |
| N | | | PC 1465.7 - 20% Surcharge | STATE | 140.00 | 0.00 | 140.00 | | |
| N | | | PC 1465.8 - Court Ops Assmnt (\$40 #6-10-19-10) | STATE | 40.00 | 0.00 | 40.00 | | 0.00 |
| N | | | GC 70373 - Crim Conv Assmnt (\$30 for misd/\$35 for inf) | STATE | 30.00 | 0.00 | 30.00 | | |
| N | | | PC 1203 - 40% State Re-Admission Fine (min \$ 150 max \$ 500 net) | STATE | 150.00 | 3.00 | 147.00 | | |
| N | | | GC 68090 B - 2% State Automation (for fines, penalties & forfeitures) | STATE | 1.00 | 0.00 | 0.97 | | |
| TOTAL FINE | | | | | 3090.00 | 57.60 | 3032.40 | TOTAL | 0.00 |

10

Top-Down Distributions

- These are two widely-accepted methods for performing a Top-Down distribution.
- Either method is generally acceptable but must be consistently applied to all cases.
- Method 2 must be used when applied to cases receiving an Ability to Pay determination in counties using the online tool.

WATCH OUT FOR:
The differences in "fixed-dollar" amounts between the two methods

11

| Case Study 1 - Speeding Bail Forfeiture Top-Down Methods 1 & 2 | | | | | |
|--|------------------------|-----------------------|--------------------|---------------|---------|
| CASE INFORMATION | | | | | |
| Case Number | Top-Down Methods 1 & 2 | COUNT 1 | GC 22389(b) | BASE FINE | 35 |
| Violation Date | 01/02/2023 | Violation Description | 13 MPH over 55 MPH | Priors | 0 |
| Disposition Date | 11/22/2023 | Disposition | Traffic Infraction | Enhanced BASE | 35 |
| Arresting Agency | Compton PD | Disposition | Bail Forfeiture | BASE FINE | 0 |
| County Arrest? | Yes | Disposition | | Priors | 0 |
| City Arrest? | Yes | Disposition | | Enhanced BASE | 0 |
| TOTAL Enhanced Base | \$35.00 | Disposition | | GC 76000 | \$ 7.00 |
| Portion of 10 | 4 | Disposition | | | |


| 252 | Pct | NO | DISTRIBUTION | DISTRIB ENTITY | STANDARD BASE-UP | | | TOP-DOWN METHOD 1 | | TOP-DOWN METHOD 2 | | | |
|------------|-----|----|---|----------------|------------------|--------|------------------|---------------------------|-------------------|-----------------------|-------------------|------|-----|
| | | | | | Standard Fee LBS | 2% Amt | FINAL (After 2%) | Private C Allow Fines Amt | 2% Amt (After 2%) | Private AB By State % | 2% Amt (After 2%) | | |
| | | | | | A | | | B | | C | | | |
| Y | 0 | | PC 1465.001 - Base County | COUNTY | 6.75 | 0.14 | 6.89 | 2.17 | 0.04 | 2.75 | 4.92 | 0.04 | 4 |
| Y | 7 | | PC 1465.002 - Base City | CITY | 28.25 | 0.57 | 28.77 | 6.83 | 0.14 | 6.43 | 13.11 | 0.14 | 13 |
| Y | 7 | | PC 1464 - State PA - State portion (70%) | STATE | 24.00 | 0.48 | 23.52 | 7.27 | 0.15 | 7.11 | 14.06 | 0.15 | 13 |
| Y | 3 | | PC 1464 - State PA - County portion (30%) | COUNTY | 11.00 | 0.22 | 10.78 | 3.11 | 0.06 | 3.00 | 6.00 | 0.11 | 6 |
| Y | 0 | 75 | GC 76104 B - DNA PA (1/10) 75% | COUNTY | 3.00 | 0.06 | 2.94 | 0.76 | 0.01 | 0.76 | 1.52 | 0.01 | 1 |
| Y | 0 | 25 | GC 76104 B - DNA PA (1/10) 25% | STATE | 1.00 | 0.01 | 0.99 | 0.26 | 0.01 | 0.25 | 0.50 | 0.01 | 0 |
| Y | 4 | | GC 76104 F - DNA Adst PA (4/10) #6-27-12; prev 3/10) | STATE | 14.00 | 0.28 | 13.72 | 4.10 | 0.08 | 4.02 | 8.00 | 0.16 | 7 |
| Y | 0 | 00 | GC 76100 - LCF | COUNTY | 4.00 | 0.08 | 3.92 | 1.00 | 0.04 | 0.96 | 1.92 | 0.04 | 1 |
| Y | 0 | 00 | GC 76101 - LCF | COUNTY | 4.00 | 0.08 | 3.92 | 1.00 | 0.04 | 0.96 | 1.92 | 0.04 | 1 |
| Y | 0 | 00 | GC 76104 - EMS | COUNTY | 2.00 | 0.04 | 1.96 | 0.50 | 0.01 | 0.51 | 1.00 | 0.01 | 0 |
| Y | 0 | 00 | GC 76104 S - DNA ID | COUNTY | 1.00 | 0.02 | 0.98 | 0.25 | 0.01 | 0.24 | 0.50 | 0.01 | 0 |
| Y | 0 | 00 | GC 76102 - Auto Fingerprint | COUNTY | 2.00 | 0.04 | 1.96 | 0.50 | 0.01 | 0.51 | 1.00 | 0.01 | 0 |
| Y | 0 | 00 | GC 76000 S - EMS Adst PA (80%) 2/10) | COUNTY | 8.00 | 0.16 | 7.84 | 2.00 | 0.04 | 1.92 | 3.84 | 0.04 | 3 |
| Y | 0 | 00 | GC 70372(a) - SCFCP (5/10) | STATE | 35.00 | 0.70 | 34.30 | 10.00 | 0.20 | 9.80 | 19.60 | 0.20 | 17 |
| Y | 0 | 00 | GC 1465.7 - 20% Surcharge | STATE | 7.00 | 0.00 | 7.00 | 1.71 | 0.00 | 1.69 | 3.37 | 0.00 | 3 |
| N | | | PC 1465.8 - Court Ops Assmnt (\$40 #6-10-19-10) | STATE | 40.00 | 0.00 | 40.00 | 10.00 | 0.00 | 10.00 | 20.00 | 0.00 | 17 |
| N | | | GC 70373 - Crim Conv Assmnt (\$30 for misd/\$35 for inf) | STATE | 35.00 | 0.00 | 35.00 | 8.75 | 0.00 | 8.75 | 17.50 | 0.00 | 17 |
| N | | | PC 42000.4 - Entry Admin Fee (up to \$10) | COUNTY | 0.00 | 0.00 | 0.00 | 0.00 | 0.00 | 0.00 | 0.00 | 0.00 | 0 |
| N | | | VC 42000 - Night Court Assmnt (\$1) | STATE | 1.00 | 0.00 | 1.00 | 0.25 | 0.00 | 0.25 | 0.50 | 0.00 | 0 |
| N | | | GC 68090 S - 2% State Automation (for fines, penalties & forfeitures) | STATE | 1.00 | 0.00 | 1.00 | 0.16 | 0.00 | 0.16 | 0.31 | 0.00 | 0 |
| TOTAL FINE | | | | | 234.00 | 4.41 | 229.59 | 117.00 | 0.00 | 117.00 | 234.00 | 4.41 | 117 |

12

Poll # 4

If judge orders a fine, then orders a portion suspended, the reduced amount must be prorated across all components.

- True
- False



13

Training Evaluation

- Excellent
- Good
- Poor

- Please complete the SurveyMonkey evaluation (link below) after attending or viewing the training session.
- Your feedback is very important to us — it guides us in planning future training sessions that meet your needs.
- Thank you!

14

14

Questions and Resources

Judicial Council Funds and Revenues Unit
Public mailbox: revenuedistribution@jud.ca.gov

State Controller's Office
Public mailbox: LocalGovPolicy@sco.ca.gov

15

15



Thank You!
