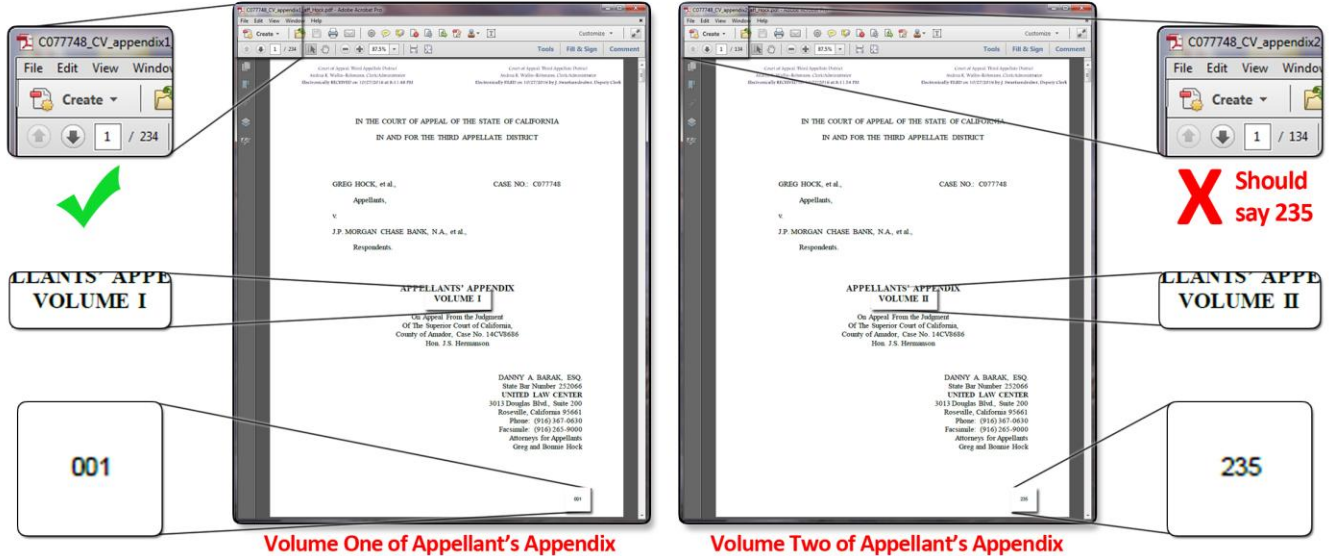


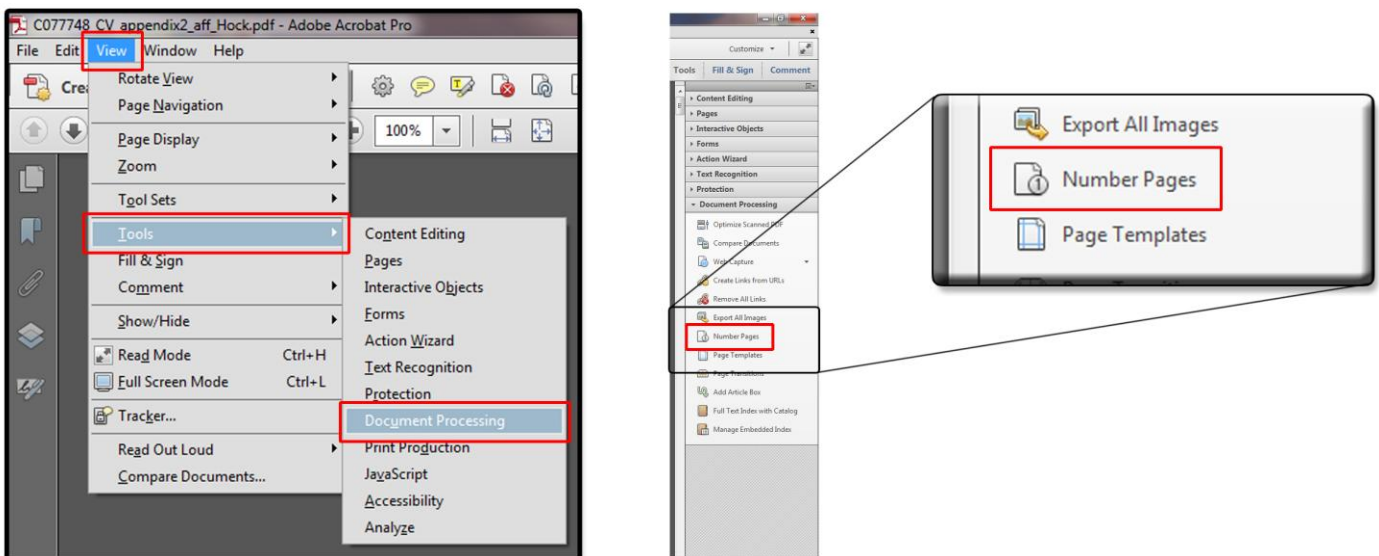
Consecutive Pagination Across Multiple PDF Files

Pursuant to [Local Rule 5 \(3\)\(c\)](#), documents consisting of multiple files must be paginated consecutively. For example, if the first file of multiple volumes ends on page 234, the second file must begin on page 235.

Pagination must also be reflected accurately in Adobe Acrobat's page counter, even across multiple files.

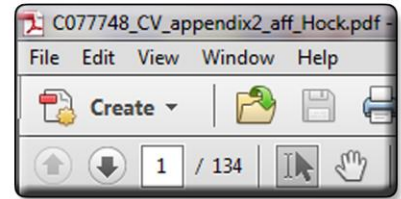

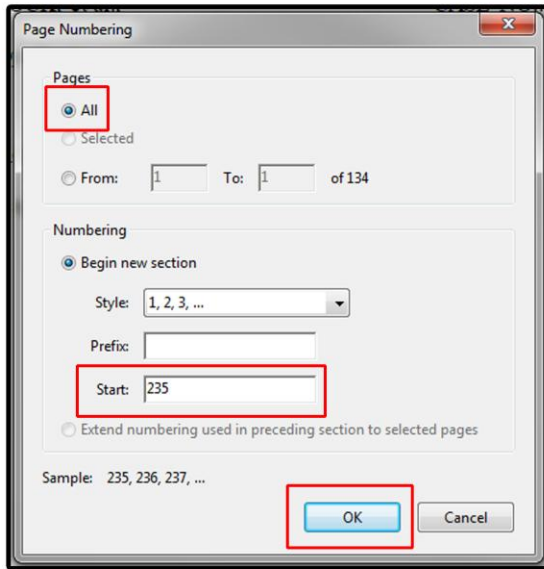


To achieve this, start by opening up the second PDF file of your document in Adobe Acrobat. Next, click **View** on the menu bar, hover your cursor over **Tools**, and then select **Document Processing**. A column should appear on the right side of your screen.

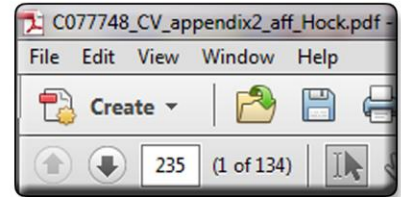


Select **Number Pages** from the column to open a small popup window titled **Page Numbering**.

Under the **Pages** section, select **All**. Under the **Numbering** section, change the **Start** parameter to match the first page of the file. For example, if the first page of the file is 235, change the **Start** parameter to 235. Then click **OK**.



Before: first page of volume two



After: first page of volume two

Save the file, and then repeat this process for any additional files in your document.