

Pathways to the Bench:

Increasing Diversity In the Judiciary

Beyond the Bench Conference

December 18, 2019

Ms. Diane Bellas, Chair, JNE Commission

Judge Harbin-Forte (Ret.), Chair, State Bar of California, Council on Access and Fairness

Justice Martin J. Jenkins (Ret.), Judicial Appointments Secretary, Office of the Governor

Judge Elizabeth G. Macias, Superior Court of Orange County & Judicial Council Advisory Committee on Providing Access and Fairness

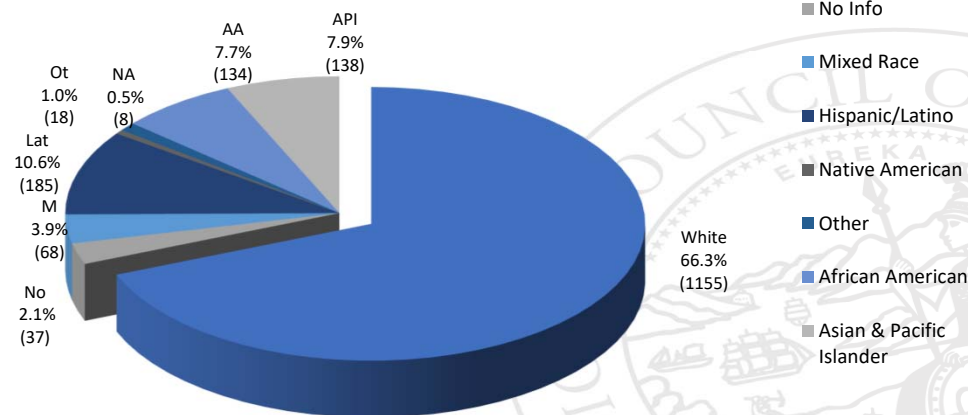


JUDICIAL COUNCIL OF CALIFORNIA



ETHNIC DIVERSITY IN CALIFORNIA COURTS 2018

1743 Sitting Judges as of December 31, 2018

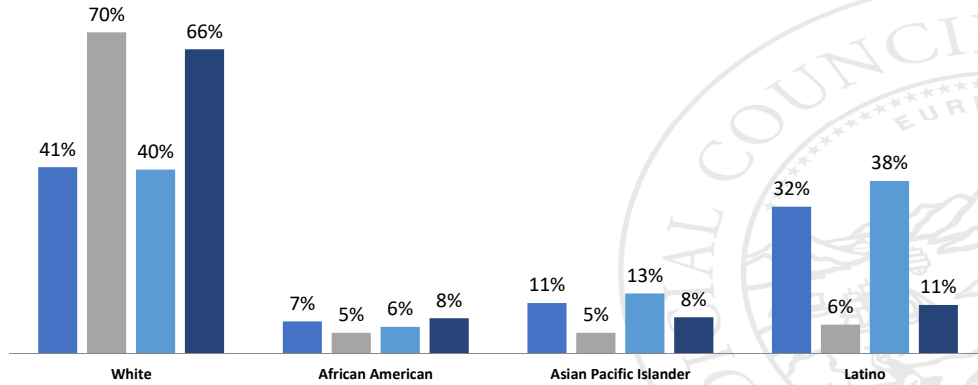


JUDICIAL COUNCIL OF CALIFORNIA



ETHNIC DIVERSITY IN CALIFORNIA COURTS 2006 COMPARED TO 2018 (4 GROUPS)

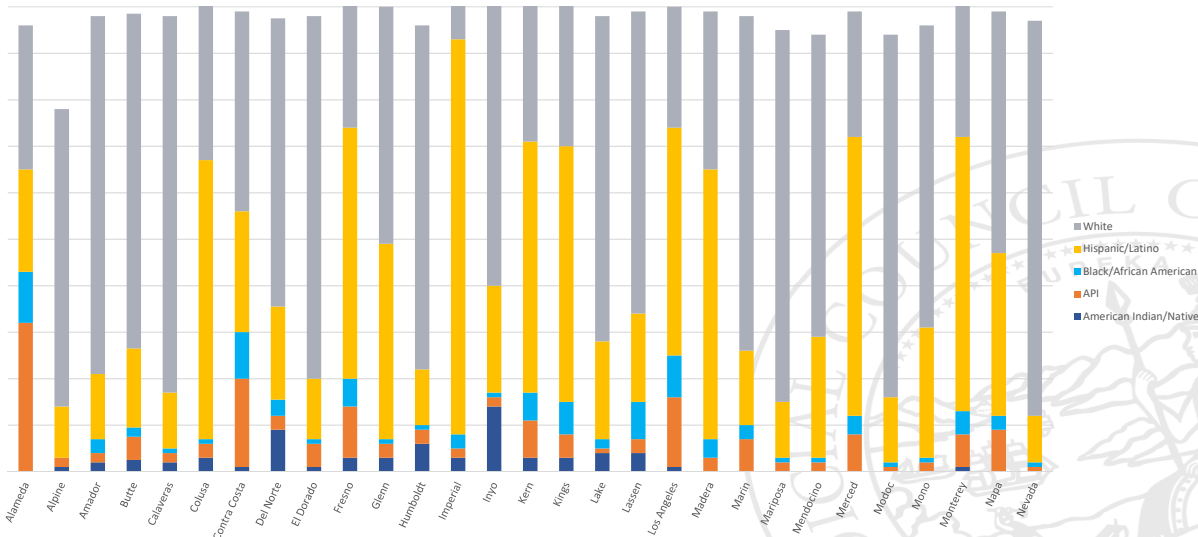
■ Population 2006 ■ SB 56 Report 2006 ■ Population 2010 ■ SB 56 Report 2018



JUDICIAL COUNCIL OF CALIFORNIA

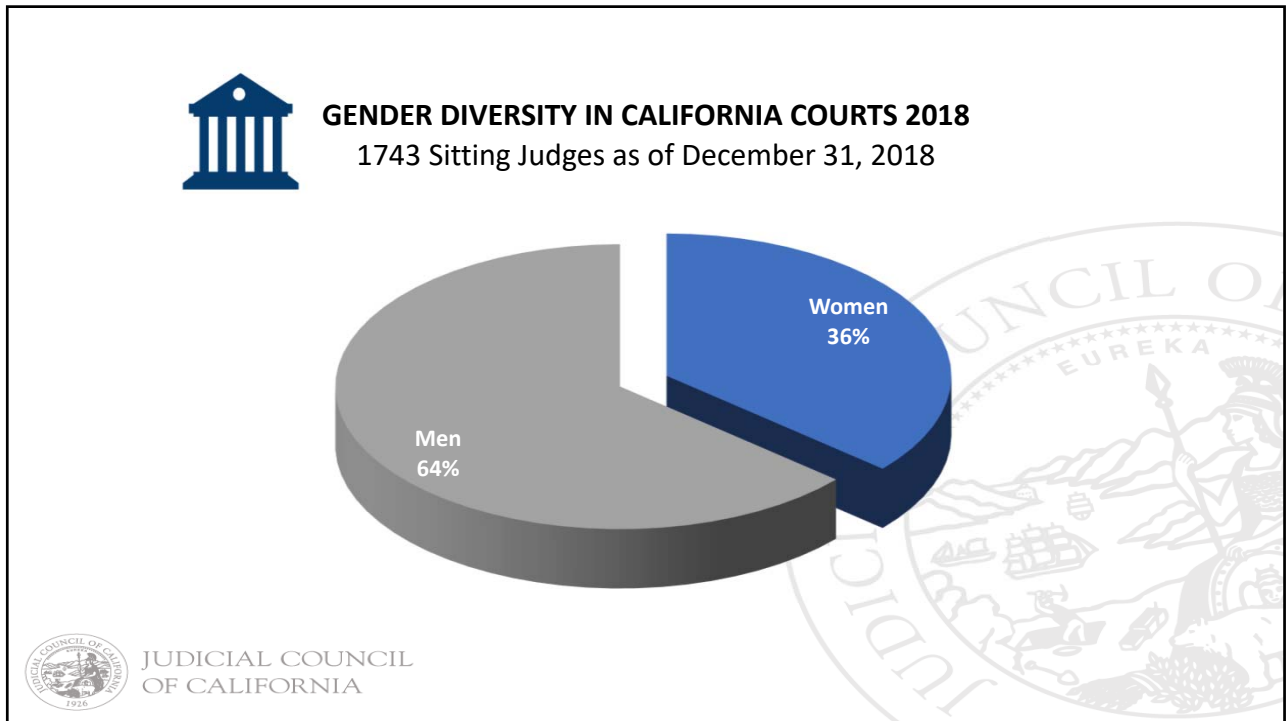
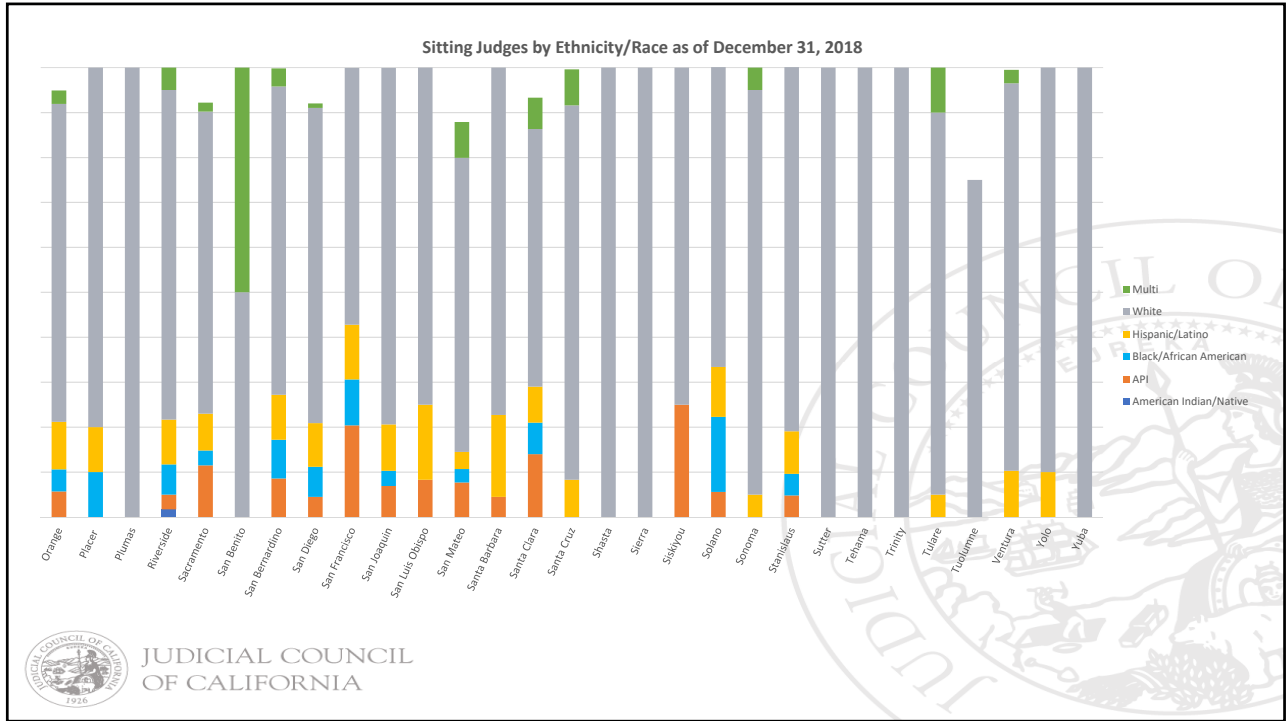
NOTE: In June 2006 the State Bar and the California Judicial Council convened the first ever Summit on Judicial Diversity, following which baseline numbers were compiled. Data sources: California Judicial Council's 2006 and 2018 annual SB56 reports and the 2000 and 2010 Census. Hon. Brenda F. Harbin-Forte Apr. 2019

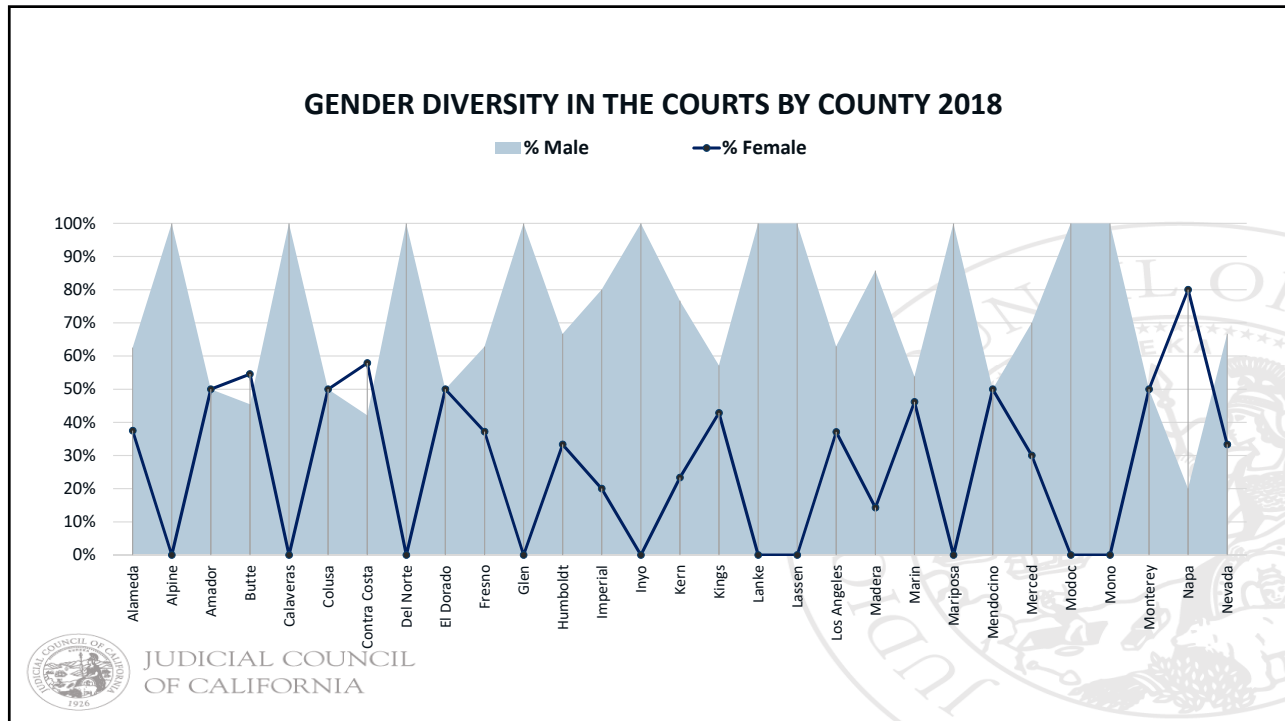
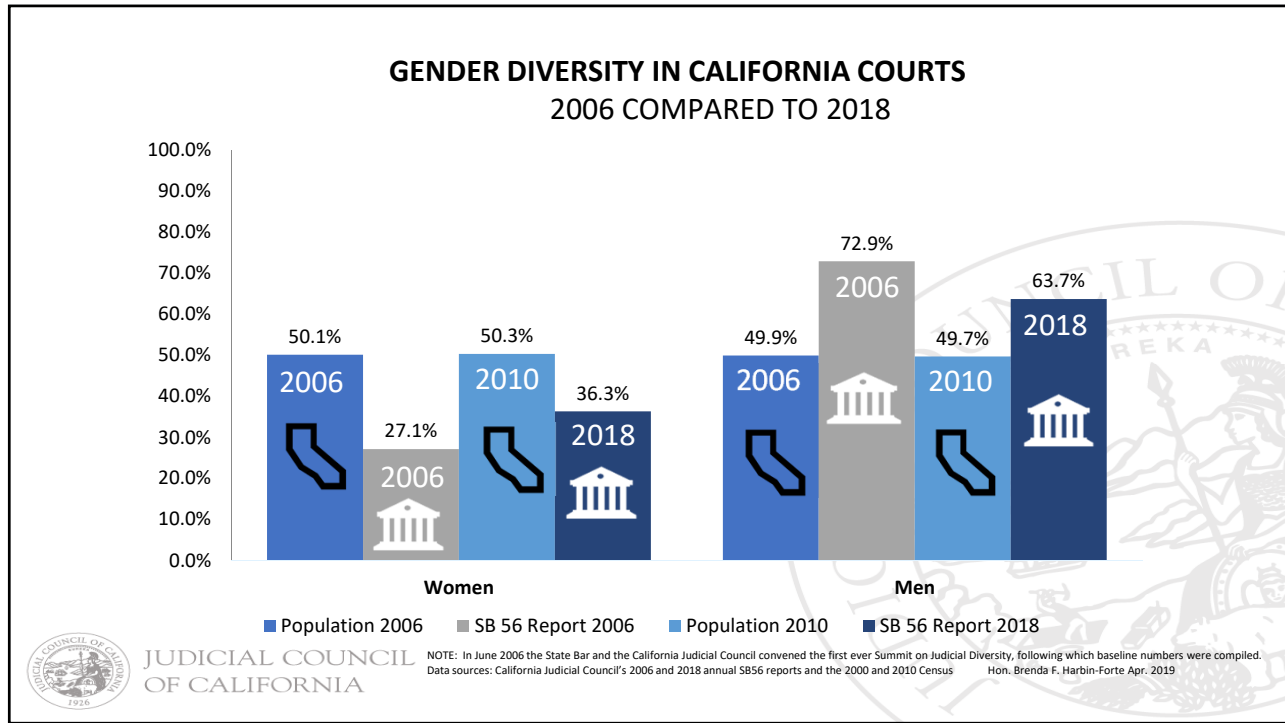
County Population by Ethnicity/Race*

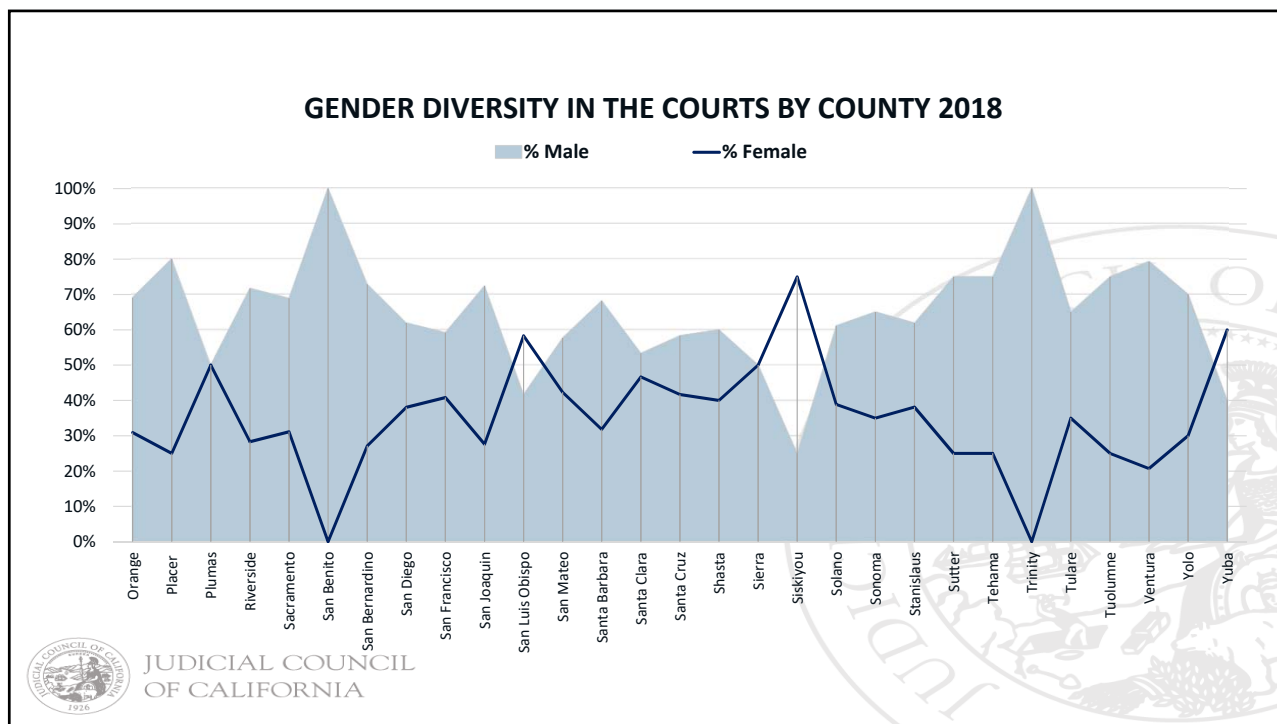


JUDICIAL COUNCIL OF CALIFORNIA

*July 1, 2018 U.S. Census Estimates







Other Diversity in the Courts - LGBT

	Heterosexual	LGBT	No Info	Totals
2013	60.4% (1015)	2.4% (41)	37.2% (625)	100% (1681)
2014	62.4% (1032)	2.4% (41)	35.2% (582)	100% (1655)
2015	64.2% (1074)	2.7% (45)	33.1% (553)	100% (1672)
2016	65.6% (1104)	3.0% (50)	31.5% (530)	100% (1684)
2017	67.4% (1131)	3.2% (53)	29.4% (494)	100% (1678)
2018	70.7% (1232)	3.5% (62)	25.8% (449)	100% (1743)

JUDICIAL COUNCIL OF CALIFORNIA


Other Diversity in the Courts – 2016-2018 Veteran Status and Disability

	Veteran Status	Disability
2016 (1684 Judges)	Yes: 32 No: 342 No Response: 1310	Disability: 8 No Disability: 369 No Response: 1307
2017 (1678 Judges)	Yes: 37 No: 414 No Response: 1227	Yes: 11 No: 444 No Response: 1223
2018 (1743 Judges)	Yes: 46 No: 579 No Response: 1118	Yes: 13 No: 617 No Response: 1113



JUDICIAL COUNCIL
OF CALIFORNIA

New Pathways to Judicial Diversity Website



Pathways to Judicial Diversity
A Judicial Council Initiative to Promote Diversity on the Bench

"As judges, we have a duty to bring along new leaders to represent the diversity of our state on the bench."
Chief Justice Tani G. Cantil-Sakauye

Pathways to Judicial Diversity is designed to help judges and courts encourage diverse attorneys and students to pursue judicial careers.
[Read more.](#)

Message from the Chief Justice

Present a Seminar | Mentor Future Judicial Officers | Inspire the Next Generation | Collaborate on Programs

JUDICIAL DIVERSITY IN CONTEXT

Category	State Population	Law Students	Active Attorneys	Judges
AFRICA	0.5%	0.4%	0.9%	7.5%
AMERIC	15.4%	14.4%	14.4%	10.8%
ASIAN	39.1%	14.4%	8.2%	8.1%
HISPA	14.7%	14.4%	10.3%	17.7%
PACIF	37.0%	55.2%	50.3%	47.7%
ELA				
WHITE				

Judges Although the state bench does not yet reflect the population it serves, it has grown considerably more diverse in recent years. Of the 644 judges Governor Brown appointed from 2011-2019, nearly 40% identified as non-white, 44% were women, and 8% identified as LGBT.

Group	State Population (2018)	Population (2017)
Men	63.7%	49.7%
Women	36.3%	50.3%
LGBT	4.8%	5.3%
Disabl	7.4%	6.1%
Veterans	2.1%	10.6%

© 2019 Judicial Council of California



JUDICIAL COUNCIL
OF CALIFORNIA