The background features a large, faint, circular seal of the Judicial Council of the State of California. The seal contains a central figure holding a scale of justice, surrounded by the text "JUDICIAL COUNCIL OF THE STATE OF CALIFORNIA" and the year "1926".

Judicial Workload Assessment & Resource Assessment Study

1926

Judicial & Staff Workload Studies: Background

- Guided by Workload Assessment Advisory Committee
- Provide estimates for full-time equivalent judicial and staff need statewide and by county
- Updated every five years to capture changes in legislation, rules, case processing practices



Judicial & Staff Workload Studies: Data Collection

- Judicial officers and staff participate in time studies for a 2- to 4-week period
- Judicial officers report full days on paper forms or via online survey: case-related vs. non-case-related work, case type, case phase
- Staff respond to several e-mail based surveys a day about what they're doing at that moment: case-related vs. non-case-related work, case type, functional area, task performed, hearing or specialty court type associated with task



Judicial & Staff Workload Studies: Data Collection


- Time study data allows for estimation of minutes per year spent on each case type
- Minutes per year divided by annual filings to arrive at caseweight



Time study data
collection: 4 weeks
in May/June 2010

2010


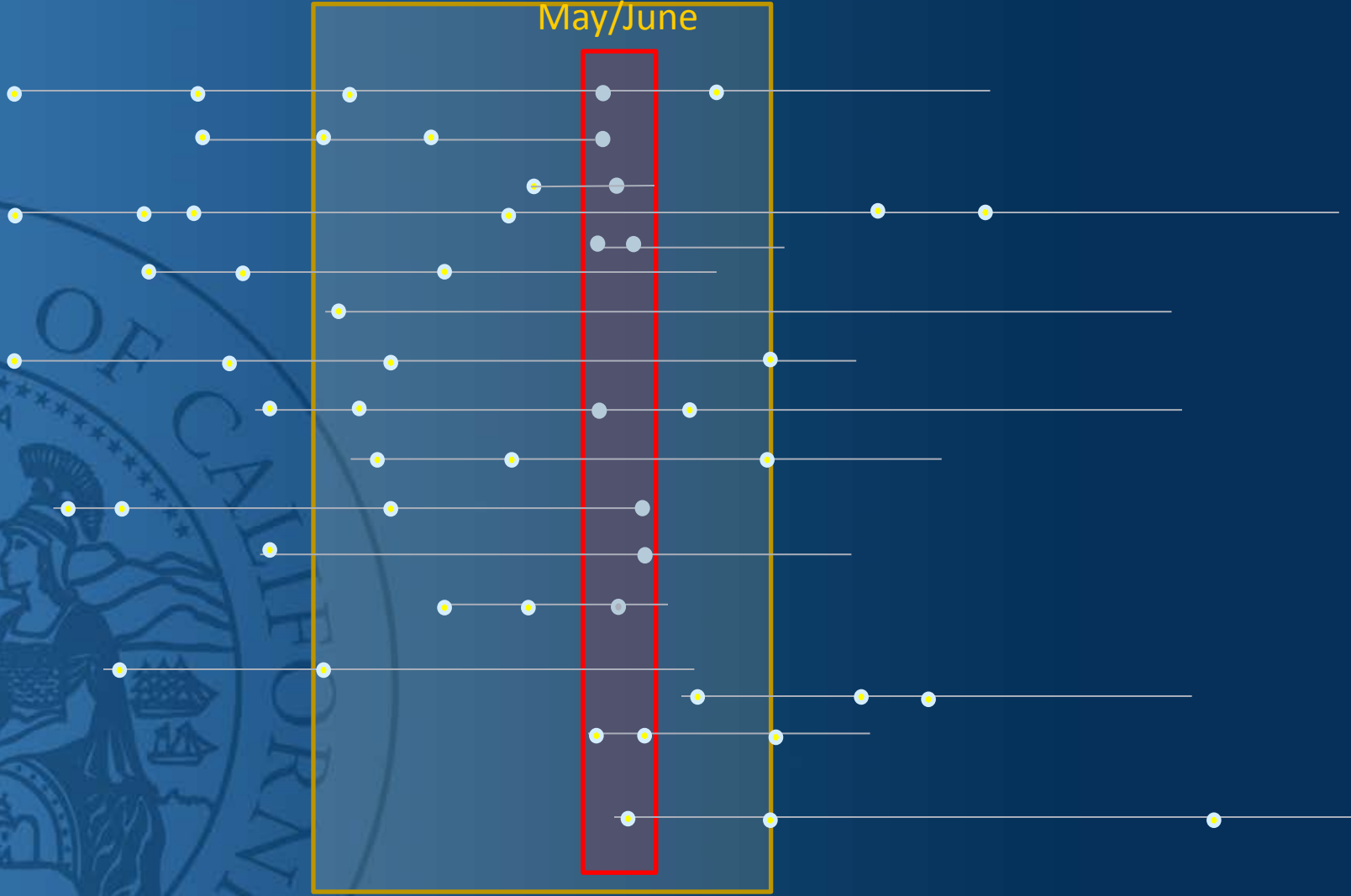
May/June



Cases and events

2010

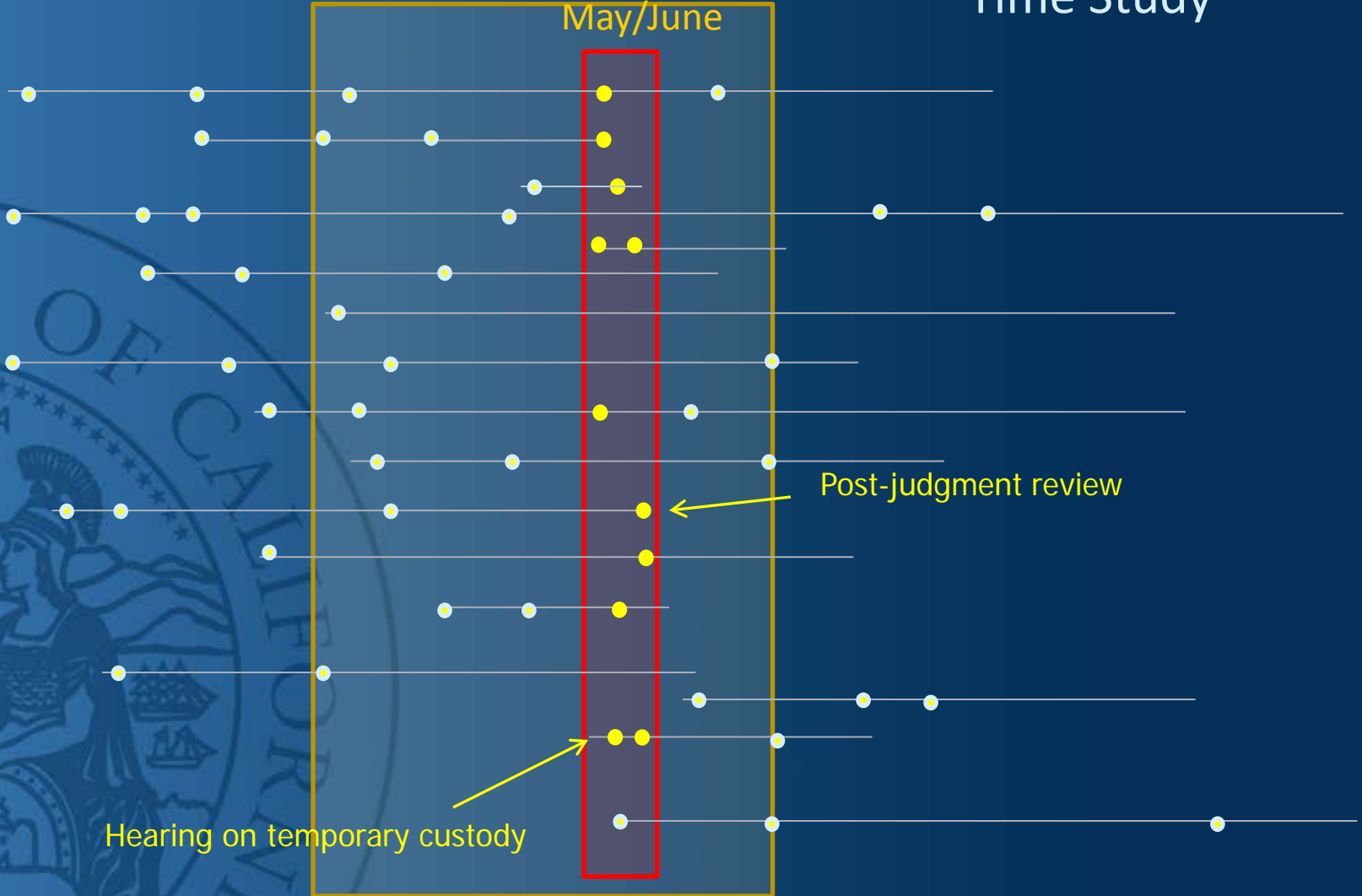
May/June



Case Events During Time Study

2010

May/June



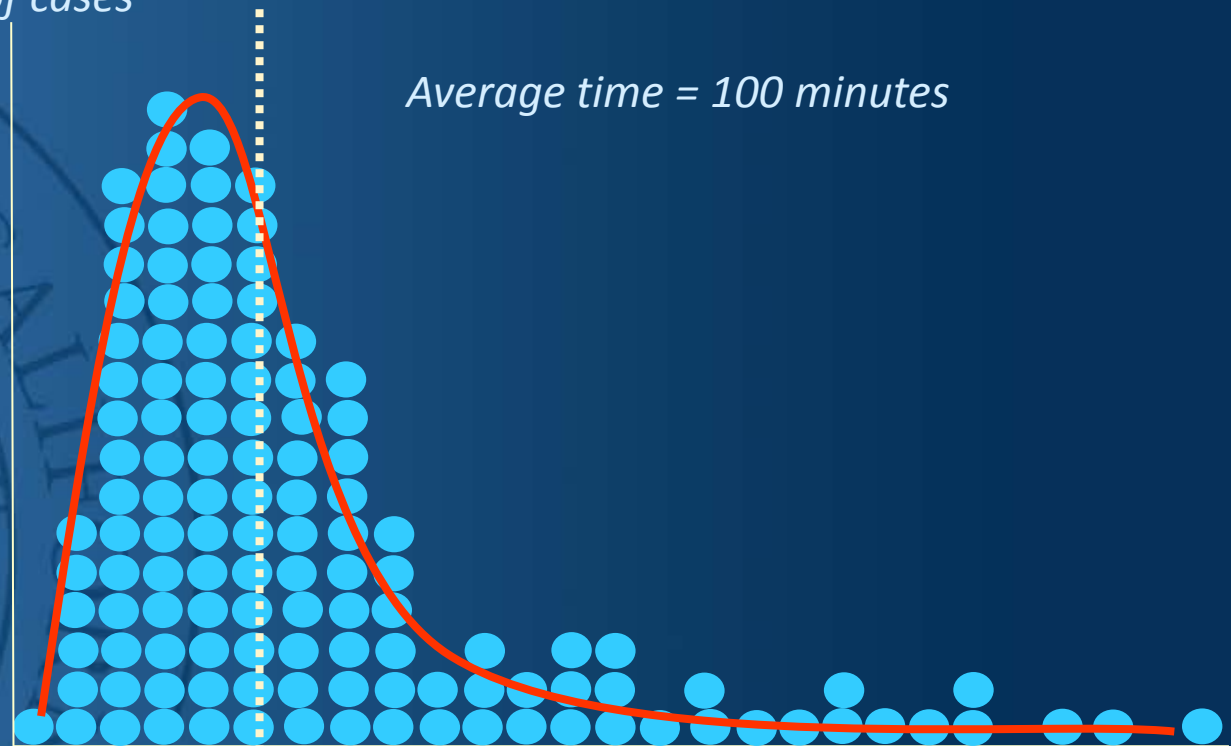
Hearing on temporary custody

Post-judgment review



Hypothetical Distribution of Case Time

Number of cases



Total hours of case event time



JUDICIAL COUNCIL
OF CALIFORNIA

Supplemental Data Collection & Validation

- Survey of work performed by non-court staff
 - Site visits to study courts
 - Delphi sessions



RAS & Judicial Needs Model Parameters

- Caseweights: Minutes per filing
- Filings: Three-year average
- Judge-year and staff-year values
- Supervisory and administrative staff need (ratios based on court size)
- Small courts receive adjustments for lack of economies of scale, FTE rounded up



Family Law Caseweights & FTE Need

	Caseweight (minutes/filing)	FTE Need (not incl. mgmt. & admin.)
<i>Judicial Officers</i>		
Marital	100	191.8
Other family law (DV, DCSS, parentage)	46	156.3
<i>Staff</i>		
Marital	1,057	1,636.1
Child Support	484	653.5
Domestic violence	770	615.6
Parentage	1,158	346.1
Other	478	140.3

Workload-Based Allocation and Funding Methodology (WAFM)

- Estimates funding needed, by court, for non-judicial, filings-driven functions
 - An estimation of operations and administrative workload expressed in numbers of “full time equivalents” or FTE
 - Converting FTE into dollars using an average salary cost, adjusting for cost-of-labor differentials using Bureau of Labor Statistics county wage data, and including actual retirement and health contribution ratios
 - An estimation of operating expenses and equipment costs



WAFM: What It Doesn't Include

- Costs associated with non-court-operation activities or funded through dedicated funding sources (e.g., security, Title IV-D Child Support, enhanced collections programs, or interpreters)
- Family Law Facilitators and other AB 1058 program support staff are included in RAS FTE need but not WAFM funding need



WAFM: What It Doesn't Require/Mandate

- How courts structure their positions
- The number and make up of staff in a given court
- The actual salaries courts pay specific classifications



WAFM: Other

- Absolute and graduated funding floor regardless of WAFM funding need
- Phase in of using WAFM to reallocate funding (capped at 50% by 2017-18)

