

## Current Process For Establishing Allocations

AB 1058 Funding Allocation Joint Subcommittee  
Anna L. Maves  
Child Support Program Manager/Senior Attorney  
Judicial Council  
Center for Families Children & the Courts

---

---

---

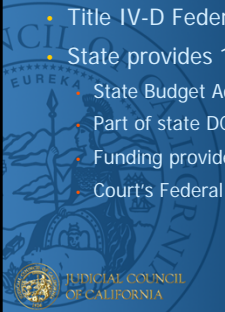
---

---

---

---

---



## Funding Sources

- Title IV-D Federal Funding
- State provides 1/3 with 2/3 federal match
  - State Budget Act provides state match
  - Part of state DCSS budget
  - Funding provided through standard contracts
  - Court's Federal Draw Down Option

---

---

---

---

---

---

---

---



## State DCSS-Judicial Council Agreement

- Separate agreement for Child Support Commissioner & Family Law Facilitators
- Provides statewide lump sum funding
- Requires compliance with federal program regulations & mandates audit of the courts
- Requires the Judicial Council to ensure certain operational provisions flow down to the courts

---

---

---

---

---


---

---

---

### Historical Funding Methodology

- Workload Based with DCSS Data from 1997– Cases with Support Orders
- 50 Full Time Positions Statewide
- Model based on minimum FTE for Commissioners
- Model developed for minimum support staff – one courtroom clerk, one bailiff, four file clerks and one court reporter
- Allocate Funding for Facilitator Position Using Same Criteria as Commissioner Allocation



---

---

---

---

---

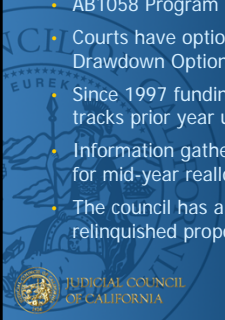
---

---

---

### Current Process for Establishing Allocations

- AB1058 Program Flat Funded Since 2008
- Courts have option of participating in the Federal Drawdown Option
- Since 1997 funding has shifted but base funding tracks prior year unless statewide funding increases
- Information gathered through use of a questionnaire for mid-year reallocation and new fiscal year funding.
- The council has allocated funds voluntarily relinquished proportionately to percentage of funding



---

---

---

---

---

---

---

---

### Requests From Courts for Fiscal Year 2015-2016

- Child Support Commissioner Program:
  - Courts Voluntarily Returned \$0.00 in base funding and \$612,667 in federal drawdown funds.
  - Courts Requested \$6,306,439 in increased base funding and \$3,079,363 in increased federal drawdown funds.
- Family Law Facilitator Program:
  - Courts Voluntarily Returned \$32,173 in base funding and \$90,716 in federal drawdown funds.
  - Courts Requested \$3,796,691 in increased base funding and \$2,615,962 in increased federal drawdown funds.



---

---

---

---

---

---

---

---

### Family Law Facilitator Program

- AB 1058 requires the superior court in each county to maintain an Office of Family Law Facilitator.
- Each court appoints a licensed attorney to provide free education, information and assistance on title IV-D child support issues.
- In 2008, the Judicial Council adopted California Rule of Court 10.960 for the establishment of self-help centers in the courts.
- Family Law Facilitator Offices and self-help centers are often co-located.



---

---

---

---

---

---

---

---

### Family Law Facilitator Electronic Database

- Since 2000, the Offices of the Family Law Facilitator have been required to collect data on customers and services.
- This database captures both data for Family Law Facilitators and the self-help centers' customers and services data.
- Offices report on all activities regardless of funding source.
- Program statistics are from 2014 calendar year.



---

---

---

---

---


---

---

---

### Number of Customers Statewide Who Receive Services

- Reportedly 280,674 customers received in person consultation statewide.
- An additional 507,141 customers received assistance via phone calls, service in the courtroom, and through brief information and referral.
- Data does not differentiate between Family Law Facilitator services or Self-Help Services.
- Statistics reported are based on 280,674



---

---

---

---

---

---

---

---

### How Customers Find Out About the Family Law Facilitator Services

- 17% referred by Judge or Commissioner
- 23% referred by court clerks or other court staff
- 7% referred by the local child support agency
- 33% are self-referred
- 10% referred by the internet or other legal services.



---

---

---

---

---

---

---

---

### Provide Services to a Diverse Population

- Provides services to a population that is racially and culturally diverse. Customers report demographics as:
  - 40% Hispanic
  - 10% Black/African American
  - 29% White/European American
  - 4% Asian
  - 1% Native Hawaiian or other Pacific Islander
  - 3% Multiracial and/or multicultural



---

---

---

---

---

---

---

---

### Provide Services to Economically Disadvantaged

- 25% report pre-tax income in excess of \$2000 per month
- 59% report pre-tax income of \$2,000 or less
  - Of these, 21% report a monthly pre-tax income of \$1000 or less.
- 16% report no pre-tax income.



---

---

---

---

---

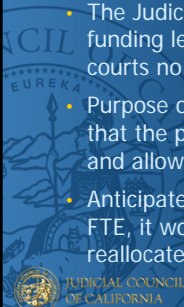
---

---

---

### Regional Sharing of Resources

- The Judicial Council established minimum funding level of .3 Commissioner FTE for all courts no matter case caseload size.
- Purpose of minimum funding was to ensure that the position could be filled in all courts and allow parents have access to the courts.
- Anticipated that if a court did not need .3 FTE, it would return funds which could be reallocated to other courts.



---

---

---

---

---

---

---

---

### Application In Small Courts

- Child Support Commissioners
  - 14 courts enter into agreements with other courts to share commissioner services
  - 4 courts enter into contracts with individuals to provide commissioner services.
- Family Law Facilitators
  - 8 courts enter into agreements with other courts to share facilitator services.
  - 13 courts enter into contract which individuals to provide facilitator services.



---

---

---

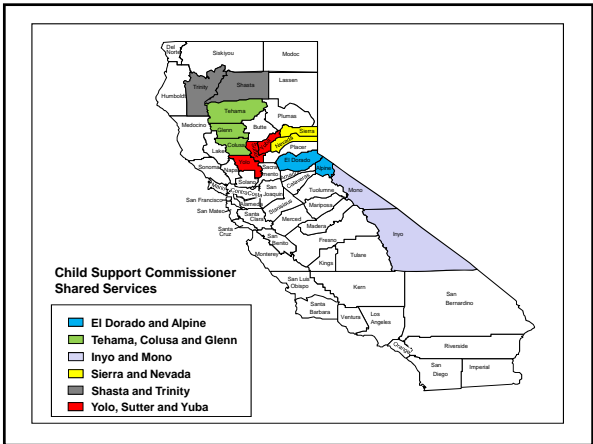
---

---

---

---

---



---

---

---

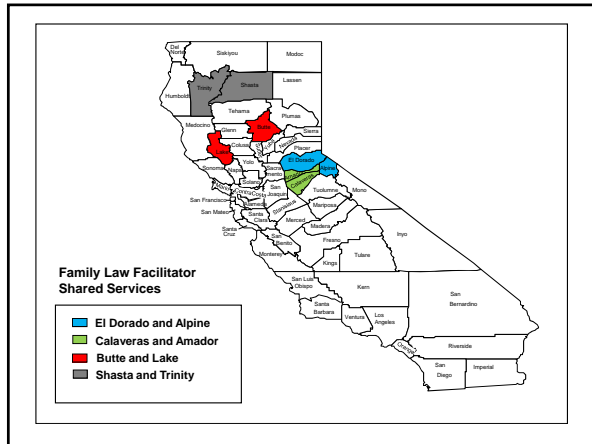
---

---

---

---

---



---

---

---

---

---

---

---

---