

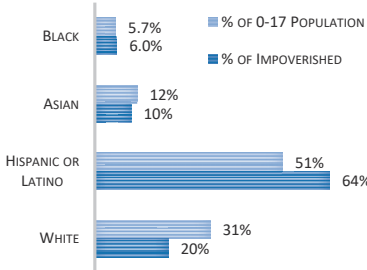


## CALIFORNIA YOUTH: RACIAL DISPARITIES IN MENTAL HEALTH INDICATORS

### IMPOVERISHED YOUTH<sup>1</sup>

AS OF 2021, **BLACK YOUTH AND HISPANIC OR LATINO YOUTH ARE OVER-REPRESENTED AMONG IMPOVERISHED YOUTH IN CALIFORNIA**

SHARE OF ALL YOUTH V. IMPOVERISHED BY RACE/ETHNICITY



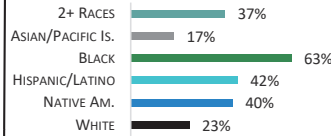
**WHILE HISPANIC OR LATINO YOUTH MAKE UP OVER 50% OF 0-17 YOUTH, THEIR SHARE OF IMPOVERISHED YOUTH IS ALMOST 65%**

2021

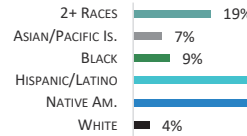
### FAMILY DYNAMICS



**SINGLE PARENT HOUSEHOLDS: MOTHER OR FATHER**



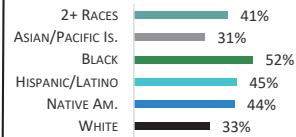
**PARENTAL EDUCATION: BELOW HIGH SCHOOL**



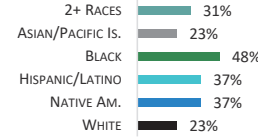
### FAMILY ECONOMICS



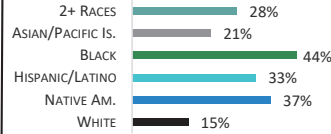
**HIGH HOUSING COST BURDEN**



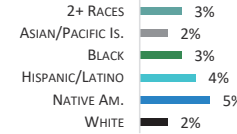
**EMPLOYMENT INSECURITY**



**RECEIVE PUBLIC ASSISTANCE**



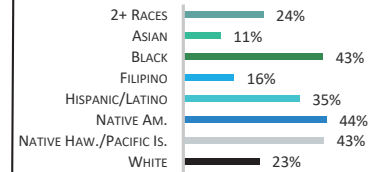
**LACK HEALTH INSURANCE**



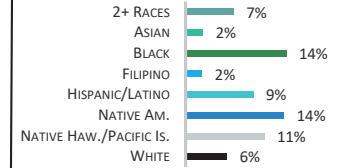
2021

### ACADEMIC PERFORMANCE

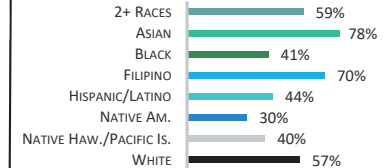
**CHRONIC ABSENCE FROM SCHOOL<sup>2</sup>**



**HIGH SCHOOL DROPOUTS**



**COLLEGE READINESS<sup>3</sup>**



2021-22

### FOSTER YOUTH

**BLACK AND NATIVE AMERICAN YOUTH**

**4X**

AS LIKELY TO ENTER FOSTER CARE THAN WHITE YOUTH

**HISPANIC OR LATINO YOUTH**

**50%**

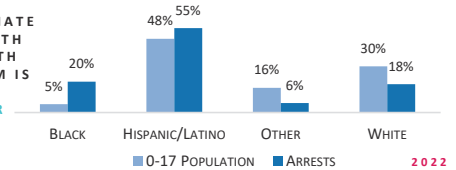
MORE LIKELY TO ENTER FOSTER CARE THAN WHITE YOUTH



DISPROPORTIONATE SHARE OF YOUTH INVOLVED WITH JUSTICE SYSTEM IS **BLACK AND HISPANIC OR LATINO**

### JUVENILE JUSTICE YOUTH

**% OF YOUTH VS. % OF YOUTH ARRESTS**



2022

### PHYSICAL AND BEHAVIORAL HEALTH

**HEALTH DISPARITIES AMONG MEDICAL YOUTH ON KEY HEALTH INDICATORS (MANAGED CARE)**

A shaded box indicates a rate worse than the national average.

INDICATOR	NATIVE AMERICAN	ASIAN	BLACK	HISPANIC/LATINO	NATIVE HAW./PACIFIC ISLANDER	OTHER	WHITE
CHILD AND ADOLESCENT WELL-CARE VISITS*	Shaded						
CHILDHOOD IMMUNIZATION STATUS	Shaded						
IMMUNIZATIONS FOR ADOLESCENTS							
WEIGHT ASSESSMENT (BMI)							
COUNSELING FOR NUTRITION	Shaded						
COUNSELING FOR PHYSICAL ACTIVITY	Shaded						
WELL-CHILD VISITS (0-15 MONTHS)*							
WELL-CHILD VISITS (15-30 MONTHS)*							
DEVELOPMENTAL SCREENING							
ADHD MEDICATION FOLLOW-UP	N/A				N/A		

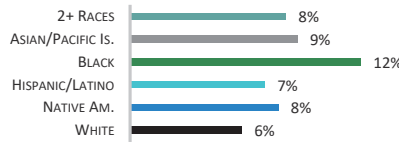
**ASIAN YOUTH HAD HIGHEST PERFORMANCE RATE FOR 6 OF 9 HEALTH INDICATORS.**

**NATIVE AMERICAN YOUTH HAD DISPARITIES IDENTIFIED IN 8 OF THE 9 HEALTH INDICATORS.**

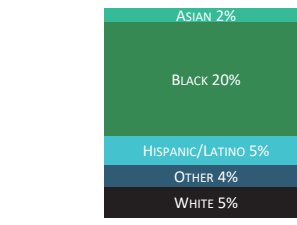
**BLACK AND WHITE YOUTH HAD DISPARITIES IDENTIFIED FOR 6 OF THE 9 HEALTH INDICATORS.**

2021

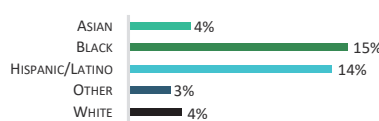
### LOW BIRTH-WEIGHT



### ASTHMA CONDITION



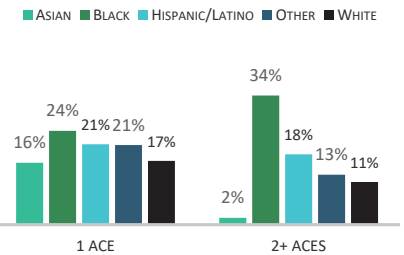
### OVERWEIGHT



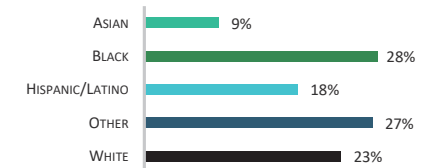
### DECAYING TEETH OR CAVITIES



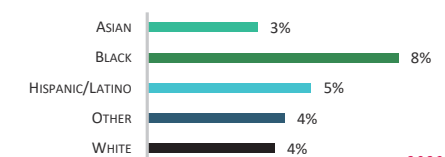
### ADVERSE CHILDHOOD EXPERIENCES



**MENTAL, EMOTIONAL, DEVELOPMENTAL OR BEHAVIORAL CONDITION, 3-17 YEARS**



**DEVELOPMENTAL DELAY, 3-17 YEARS**



2020-21

<sup>1</sup> Impoverishment according to the California Poverty Measure (CPM)  
<sup>2</sup> Public school students absent more than 10% of the time  
<sup>3</sup> Represents the percentage of in the four-year cohort who met the UC/CSU entrance, or A-G, course requirements

